

BNC-HB1

Data transfer checker can check the interlocking on SEMI E84 beforehand !

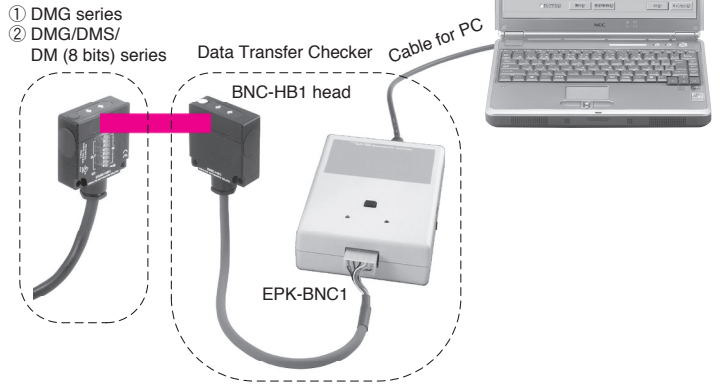
Data transfer checker provides the following 2 kinds of application software (Hokuyo Data Flex SFOC and RIS).

1. Hokuyo Data Flex SFOC

When some troubles such as interlocking etc. happened, memorized data(Communication data) can be read out from DMG series and its data can be displayed on PC. Refer to the above ① about correspondent devices.

2. Hokuyo Data Flex RIS

Under automatic transportation system on semic LCD manufacturing facilities, it is possible to make data communication as imaginary UTV(AGV, RGV, OHT etc.) or fixed passive equipments on the interlocking system with parallel I/O between UTV and passive equipments. Refer to the above ② about correspondent devices.



■ Specifications

Basic unit (Complete model No.)

Model No.	Remark
BNC-HB1-S	BNC-HB1 Head EPK-BNC1 Power box AC adaptor(Cable 2m) Cable 300mm for BNC-HB1 (for connection to PC) BNC-HB1 Application software (SFOC/RIS)

Head and others (As an option)

Model No.	Remark
BNC-HB1	Head
EPK-BNC1	Power BOX
AC adaptor for BNC-HB1	Cable length 2m
Cable for BNC-HB1 (Standard type)	For PC connection (300mm)
Extension cable for BNC-HB1	For head connection (3m)
	For head connection (6m)
BNC-001	Mounting bracket

■ Specifications

BNC-HB1 Head

Type	Parallel type
Model No.	
Direction	Side-on
Transmission distance	300mm
Case material	Polycarbonate
Weight	Approx. 60g

EPK-BNC1 Power box

Model No.	EPK-BNC1
Power source	Built-in rechargeable battery (Charging from AC Adaptor)
Battery life	4 hours (When continuous use)
Charging time	Approx. 16 hours
Current consumption	100mA or less
Weight	Approx. 300g

Cable for BNC-HB1

Type	Connection for PC
Connection	300mm EIA-574 (RS-232C 9 pins connector)*
Weight	Approx. 45g

*Cable length between BNC-HB1 Head and PC should be within 6m.

BNC-HB1 Application software

Model No.	Hokuyo Data Flex SFOC	Hokuyo Data Flex RIS
Power source	Communication data(Logging data) is read out from DMG series	It is possible to make data communication as imaginary UTV (AGV, RGV, OHT etc.) or fixed passive equipments under automatic transportation system
Battery life	Timing chart	
Current consumption		Automatic mode, Manual mode
Weight		E84 standard, Custom pattern

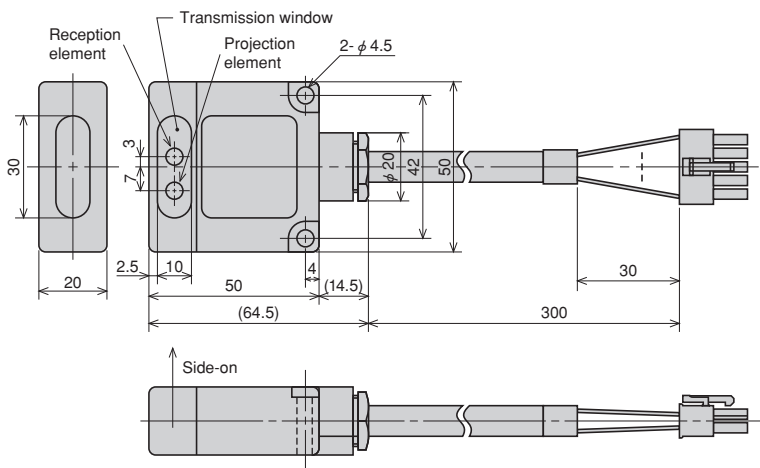
Common specifications

Ambient illuminance	4,000lux or less (Incandescent lamp)
Ambient temperature/humidity	-10 to +50°C, 85%RH or less (not icing, not condensing)
Vibration resistance	Double amplitude 1.5mm 10 to 30Hz Each 2 hour in X, Y and Z directions
Impact resistance	500m/s ² Each 10 time in X, Y and Z directions
Max. cable length	Between head and PC: 6m or less*
Protective structure	Non protection

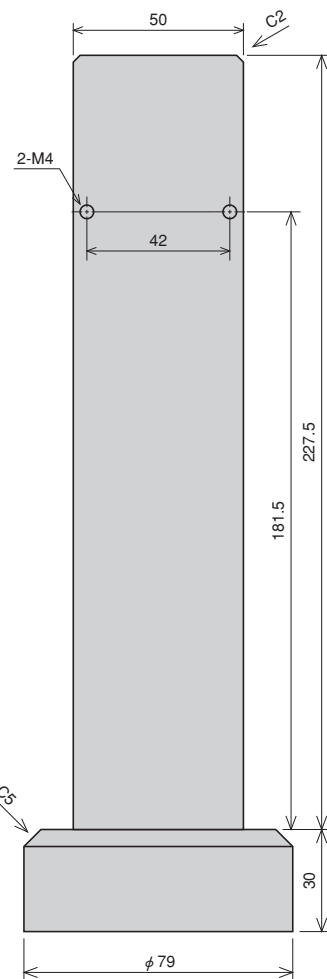
*Extension cable(between head and power box) is available as an option. Aks us.

External dimensions

BNC-HB1 (Head)



BNC-001 (Bracket)



EPK-BNC (Power box)

